

NO TIME TO WASTE

Tāria te tuku para

RUBBISH AND RECYCLING SERVICES



*Keep this booklet as
a handy reminder*

UPDATED DECEMBER 2023

**PUT
WASTE
IN ITS
PLACE**

PARA KAI | FOOD SCRAPS BIN

Collected weekly

YES

-  fruit & vegetables
-  meat & seafood bones
-  coffee grounds
-  bread
-  rice & pasta
-  cooked food
-  dairy
-  egg shells



NO




- ✗ garden or pet waste
- ✗ plastic
- ✗ liquids
- ✗ tissue, paper, newspaper, paper towels or cardboard
- ✗ no bags or bin liners of any kind
- ✗ tea bags

These items will contaminate our composting process.

HANGARUA | MIXED RECYCLING BIN

Collected fortnightly

YES

-  flattened paper & cardboard
-  plastic bottles & containers numbered **1, 2 & 5**
-  tins & cans

Rinse containers clean. Put lids in rubbish.



NO

- ✗ lids
- ✗ glass
- ✗ plastics 3, 4, 6 & 7
- ✗ vaping gear
- ✗ polystyrene
- ✗ soft plastics
- ✗ takeaway coffee cups
- ✗ milk & juice cartons
- ✗ compostable items
- ✗ nappies & sanitary items
- ✗ batteries & e-waste
- ✗ aerosol cans
- ✗ medical waste



Food waste will be turned into nutrient-rich compost to grow more kai – a great circular outcome.

TIP

Think before you throw. Wrong items in the wrong bin can contaminate the whole recycling truckload and may mean it has to go to landfill. **If in doubt, throw it out (in your rubbish bin).**

KARAEHE | CRATE FOR GLASS

Collected fortnightly

YES



glass bottles
glass jars

Rinse bottles and jars clean. Put lids in rubbish.



NO

- ✗ lids
- ✗ broken glass
- ✗ light bulbs or fluorescent tubes
- ✗ drinking glasses or cookware
- ✗ windows or mirrors
- ✗ medicine or vapeware
- ✗ perfume bottles

PARA | RUBBISH BIN

Collected fortnightly

YES



NO

- ✗ batteries
- ✗ recyclables
- ✗ electronic devices
- ✗ fluorescent tubes
- ✗ hazardous items
- ✗ food waste
- ✗ building materials
- ✗ large household items
- ✗ paint



Did You Know?

Glass is sent to Auckland where it is sorted and reprocessed into new glass bottles and jars.

PAYT

Rubbish collection is funded through a pre-paid **Pay As You Throw** system. You only pay when you put a bin out. Buy a tag from a participating local retailer and attach it to your rubbish bin when you put it kerbside. Visit www.tcdc.govt.nz/rubbish-bin for the list.

REFUSE AND RECYCLING TRANSFER STATIONS

We operate seven Refuse and Recycling Transfer Stations – at Thames, Coromandel Town, Matarangi, Whitianga, Tairua, Pāuanui and Whangamatā.

All sites are open seven days a week including most public holidays:

DURING DAYLIGHT SAVING

Monday to Sunday 8.30am – 5.30pm

OUTSIDE OF DAYLIGHT SAVING

Monday to Sunday 8.30am – 4.30pm

CLOSED on Christmas Day, New Year's Day, Good Friday and until 1pm Anzac Day

All seven sites take household quantities of:

- ✓ items that would normally go in your mixed recycling bin, glass crate or rubbish bin.

In addition, they take:

- ✓ green waste
- ✓ metal waste
- ✓ tyres
- ✓ hazardous waste (batteries, chemicals, paint and more – see full list at tcdc.govt.nz/rts)

The sites do not currently accept food waste as a separate material.

Find Out More

Find out more at www.tcdc.govt.nz/rts

For other items, such as old electronic goods, check out local resource recovery centres at www.tcdc.govt.nz/resourcerecovery



Blue bags are no longer collected kerbside.

Instead, you can take them to your local Refuse and Recycling Transfer Station for free drop-off until your stocks run out.

THAMES

102 Burke Street
Phone: 07 868 9637

COROMANDEL TOWN

525 Hauraki Road
Phone: 07 866 7616

MATARANGI

101 Matarangi Drive
Phone: 07 866 5427

WHITIANGA

237 South Highway
Phone: 07 866 2954

PĀUANUI

887 Hikuai Settlement Road
Phone: 07 864 7949

TAIRUA

3 Red Bridge Road
Phone: 07 864 7639
Phone: 07 868 9637

WHANGAMATĀ

2755 SH25 Waihi-Whangamatā
Phone: 07 865 9723

LEGEND

➤ REFUSE TRANSFER STATION LOCATION



WHEN TO PUT YOUR BINS OUT

Bin collection schedules alternate between red and yellow weeks.

On red week your rubbish and your food scraps bins get collected. On yellow week your mixed recycling bin, glass crate and food scraps bin get collected.



To prevent bins blowing over in winds or contamination, please don't put your bins out the day before. Instead put your bin(s) out on your collection day, by 7.30am.

There are extra collections over the summer holiday season in some areas where there is a significant increase in visitor numbers. We publicise this widely at the start of summer.

Find Out More

Please go to www.tcdc.govt.nz/bindays to download a collection calendar for your address.

Or visit one of our Council offices for a print-off of your collection calendar.

Or call us on 07 868 0200.



HOW TO PUT YOUR BINS OUT

- ✓ Please keep lids closed and don't overfill bins.
- ✓ Place bins with the logo facing towards the road.
- ✓ Put them as close as possible to the kerb with about half a metre between each bin so the trucks can pick them up.

If you're in a flat, cul-de-sac or shared driveway, talk to your neighbours about where you can put your bins. Sometimes it may mean putting your bin outside a neighbour's property.

HOW TO ATTACH YOUR PAYT TAG

Thread the tag through both the red rubbish bin lid handle and the black handle of the bin and attach it securely.

