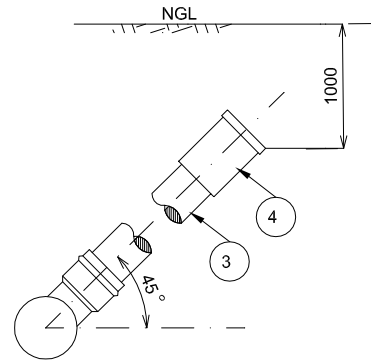
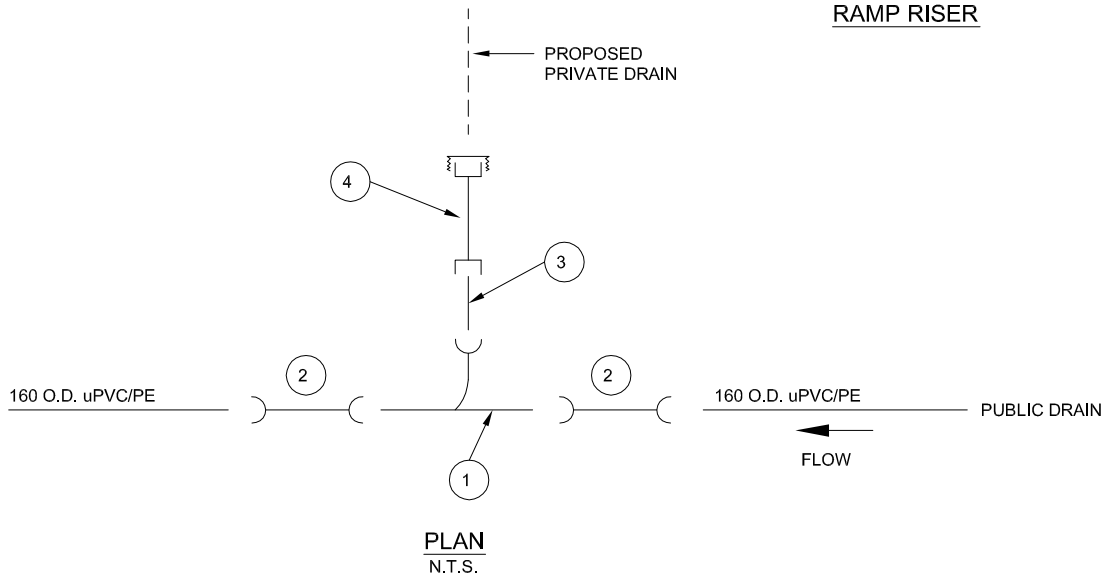


**TYPICAL ELEVATION
NO RAMP RISER**




**TYPICAL ELEVATION
RAMP RISER**



SERVICE CONNECTION FITTINGS SCHEDULE

FITTING	DIA (mm)	DESCRIPTION	QTY.
①	160 O.D.x110 I.D.	TYPE "A" uPVC 45 WYE JUNCTION	1
②	160 I.D.	uPVC SOCKETTED SLIP COUPLING, SN16 TO AS/NZS 1260, "M-RING" RUBBER RING AT BOTH ENDS, MINIMUM LENGTH 200mm, NO CENTRE REGISTER	2
③	110 O.D.	uPVC SN16 PLAIN ENDED PIPE 300mm LONG (NO RAMP RISER) OR TO SUIT (RAMP RISER REQUIRED)	1
④	110 I.D.	uPVC SN16 SCREW CAP FITTING (INCLUDING SCREW CAP), THREADED ON OUTSIDE FACE FOR SCREW CAP, FITTING ENDS 110mm ID SUITABLE FOR JOINTING WITH SOLVENT CEMENT TO 110 OD uPVC PIPE. ONLY TWO PIECE FITTINGS (i.e. INCLUDING CAP) ARE APPROVED.	1



STANDARD DETAIL:

**WASTEWATER SERVICE
CONNECTION DETAILS
160MM O.D. UPVC OR
PE PUBLIC DRAIN**

DATE: June 2010
NOT TO SCALE

TCDC NO: SHEET NO: REV:

5000

6