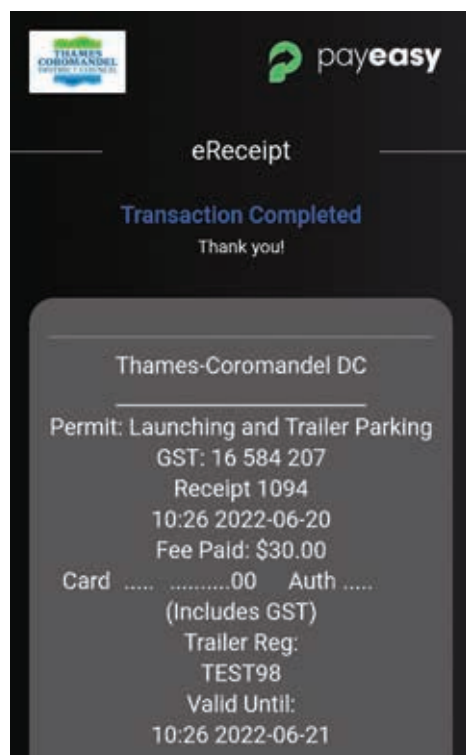


► **SCREEN 6**

At the bottom of the screen below is the option to download a receipt.



Agents selling boat ramp passes from 1 August 2022

Coromandel Service Station (BP)
50 Tiki Road, Coromandel 3506

Matarangi General Store
197 Matarangi Drive, Matarangi 3592

GAS Whangapoua
376 Tangiora Avenue, Whangapoua 3582

Alternative payment options

If you don't have a smartphone and credit card you can pay at:

Thames Council Office

(includes AA Service Centre)
515 Mackay Street, Thames
Hours: 8am–4.30pm: Monday to Friday
(excludes public holidays)
Phone: 07 868 0200

Coromandel Town Council Office

355 Kapanga Road, Coromandel Town
Hours: 9am–4pm: Monday to Friday
(excludes public holidays)
Phone: 07 866 1001

Mercury Bay Council Office

10 Monk Street, Whitianga
Hours: 8.30am–4pm: Monday to Friday
(excludes public holidays)
Phone: 07 867 2010

Whangamatā Council Office

620 Port Road, Whangamatā
Hours: 8.30am–4pm: Monday to Friday
(excludes public holidays)
Phone: 07 865 0060



For all enquiries call our friendly Customer Services Team – they'll be happy to hear from you

Phone 07 868 0200



Boat ramp fees How to pay guide

Te Ariki Tahī/Sugarloaf

We no longer issue physical ramp permits. Payments are now done via QR codes, similar to Pay by Plate carparking machine/apps.

You will require a smartphone and Visa credit card, Visa debit, Mastercard credit card, Mastercard debit, GooglePay or Apple Pay.

Please scan the below QR code to get started. Or see the back page for alternative payment options.



▶ **CHOOSE ONE OF THE TWO METHODS BELOW TO SCAN THE QR CODE**

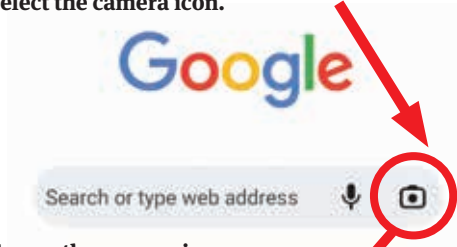
METHOD 1: USING A QR CODE SCANNER

Open your camera app or QR scanner App (not the COVID-19 app).




▶ **METHOD 2: USING GOOGLE LENS**

Select the camera icon.



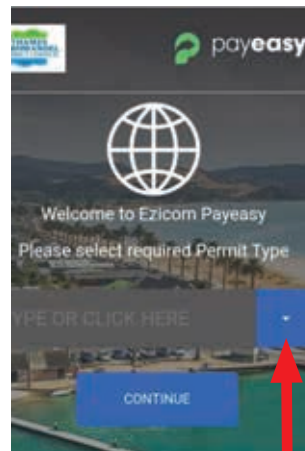
▶ Tap on the camera icon.



▶ Alternatively, take a photo of the QR code, open Google Lens and select that image from your phone.

▶ **SCREEN 1**

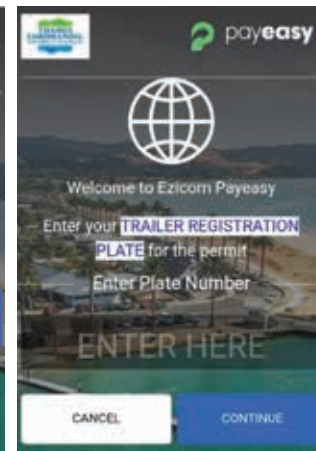
Open the browser and follow the instructions on your screen.



Click on drop down to select pass type

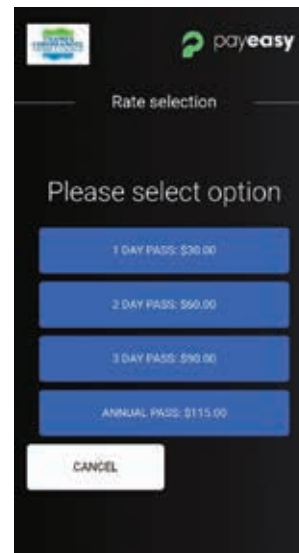
▶ **SCREEN 2**

Enter your trailer rego here. If you don't have a trailer rego, you can enter your vehicle rego number.



▶ **SCREEN 3**

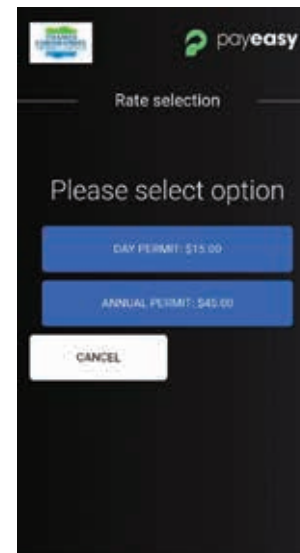
Parking and Launching



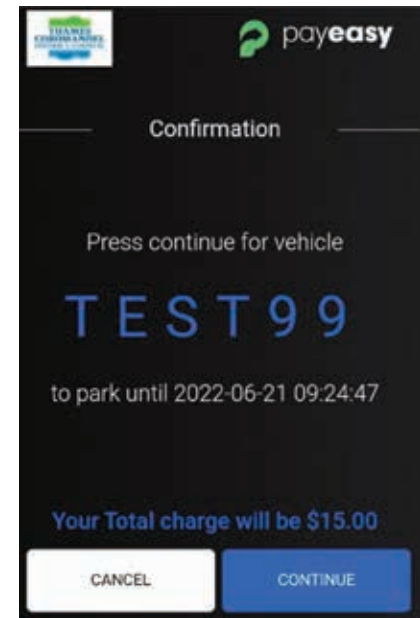
OR

▶ **SCREEN 3**

Launching only



▶ **SCREEN 4**



▶ **SCREEN 5**

